



OKS MISSION STATEMENT: To develop excellence, integrity, and growth in swimming in a safe environment for all.

OKS VISION STATEMENT: Develop inclusive competitive opportunities and relationships that promote leadership, excellence, and growth.

OKS BOARD OF DIRECTORS MEETING AGENDA

Friday, September 13th 2024 - 6:00 PM

Location: Jenks Aquatic Center and Google Meets

Google Meet joining info

Video call link:

<https://meet.google.com/jeq-qhjp-mpv>

Join by phone:

(US) +1 661-772-9411

PIN: 998 336 952#

- **Call to order (GC)**
- **Read Mission/Vision (GC)**
- **Roll (S)**
- **Declaration of Conflict of Interest (S):** Is any member aware of any conflict of interest (that is, of a personal interest or direct or indirect pecuniary interest) in any matter being considered by this meeting which should now be reported or disclosed or addresses under the USA-Swimming Conflict of Interest Policy”. If a board member determines there to be a conflict of interest at any point during the course of the meeting when a specific subject is being discussed and or action is being taken, a declaration of a conflict of interest should be made at that time.
- **Additions to the Agenda (GC)**
- **Approval of Agenda (GC)**
- **Approval of Minutes (GC)**

- **Craig Hanson**

- Officials Report

- **Senior Vice Chair (Chad Englehart)**

- Championship Meet Committee Report

- **Finance Vice-Chair (Jennifer Salcher)**

- August Financials Update
- 2025 Budget Discussion
- Proposed P&P's and overview of "OKS Foundation"
- Updated P&P's related to officials spending (modifications for covering hotel if we are asking someone to be an evaluator at a state meet & they live 40+ miles away)

- **General Manager (Bob Staab)**

- OKS Metrics reports (attached)
- Project LA
- 26 Winter Championship meet bid delay
- Meeting dates moving forward

- **Adjourn**

- Next Board Meeting: TBD



OKS MISSION STATEMENT: To develop excellence, integrity, and growth in swimming in a safe environment for all.

OKS VISION STATEMENT: Develop inclusive competitive opportunities and relationships that promote leadership, excellence, and growth.

OKS BOARD OF DIRECTORS MEETING MINUTES

Monday, May 20th 2024

A regular meeting of the OKS Board of Directors was held on Monday, August 19th, 2024 in Jenks OK and via Google Meets.

1. Call to Order

The meeting was called to order by Scott Eudey at 6:02 PM with the reading of the OKS Mission and Vision statements. No board conflicts were noted.

2. Attendance

Present: Bob, Carole, Scott, Craig, Jennifer, Chad, Lynne, Pam, Alli, Marisa, Alexis, Ella, Kaida

Absent: Denis, Beth, Ann, Josie

Guests: Dana

3. Additions to the Agenda / Approval of Agenda

Addition of Championship Meet Committee Report and Recruiting of Officials was requested. A motion to approve the agenda with these additions was made by Chad seconded by Carole. The motion passed with unanimous approval.

4. Approval of Minutes

A motion to approve the July Minutes was made by Lynne and seconded by Carole. The motion passed with no nay votes.

5. Dana Skelton

- LEAP Update - was given with insights on things done well by OKS and areas we can improve.

6. Senior Vice Chair (Chad Englehart)

- Championship Meet Committee Report - discussion was had regarding preliminary proposals. Any feedback or questions to be sent to Chad by September 1st. (See attached report)

7. Craig Hanson

- Proposed P&P 501-01 - 5.13 & 5.14 were reviewed - Motion to approve the proposed changes was made by Chad and seconded by Lynne. The motion passed with no nay votes.
- Recruiting New Stroke and Turn Officials - document reviewed and feedback to be sent in no later than September 1st.

8. Finance Vice-Chair (Jennifer Salcher)

- June & July Financials Update - was given
- LCM State Meet Distributions/Final Reports - were reviewed
- Initial 2025 Budget Review - was reviewed and any comments to be sent to Jennifer by September 1st.
- HOD Prep (slide presentation)

9. General Manager (Bob Staab)

- Facility contracts for OKS Championship meets -
- Zone Directors Council Legislative Review Session - August 25th at 6:00 PM
- Club Dues Increase FAQ's
- House of Delegates Working Group Legislation
- Meet the Candidates - August 28th at 6:00 PM

- House of Delegates Meeting Agenda - Any changes to be sent to Bob no later than Sunday, August 25th.
- MAAPP 3.0 - to be announced.

10. Adjournment

With no additional business, Scott requested a motion to Adjourn. The motion was made by Chad and seconded by Lynne The motion passed with no nay votes.

The meeting adjourned at 7:54 PM. The next regularly scheduled meeting of the OKS Board of Directors will be Friday, September 13th in Jenks, OK and via Google Meets.

Entry procedure change- all meets

- All 5 of the OKS controlled meets will use the OME entry process (Winter Regionals, Winter 14-U State, Winter Senior State, Summer 10-U State, Summer 11-Over State)
- Monday, 3:00pm meet entry deadline
- Monday, 6:00pm- individual team entries are sent to teams. **NO psych sheet**- Teams will then have 24 hours to make any corrections or changes (additions, deletions, corrections) to their team entry without penalty.
- Tuesday, 6:00pm- All changes of any kind after this time are subject to the “late entry” procedures and fees
- Wednesday, 8:00pm- Virtual “General Meeting”. The “Late Entry” process closes 15 minutes after the conclusion of this meeting.

Winter D2 Meet-

- Change Name to “OKS Regionals”
- Committed to hosting a meet on the East and West sides of the State. No more hosting both meets on one side.
- No Change to Qualification standards
- Continue Prelims/Finals
- Change Fees- \$25 surcharge, \$7.50 per individual
- Awards will continue to be for “top 8” regardless of the number of lanes available for finals
- Committed to finding a solution to the individuals that age up between Regionals and State. Athletes who cannot attend either meet due to a birthday between the meets
- Changed the No Show penalties in final for 11-12 year olds. No change to 10-under or 13-14 penalties.
 - 11-12 year olds will be allowed to continue to compete in their prelim or timed final events, if they miss a finals swim, but will not be able to score points, receive awards or qualify for finals. They will also be able to participate in relays, but those relays will not be allowed to score points or receive awards.

Summer D2 Meet-

- Deleted this meet from the OKS summer schedule and replaced with a new event for 10-unders

Winter 14-Under State-

- Moved from 3.0 to 3.5 days
- Thursday night 13-14 200 Free Relay, 13-14 1000 Freestyle and 13-14 200 Mixed Medley Relay
- 10-unders stay in a timed final mid-day session
- Split distance events (full order of events coming soon)
 - Friday- 11-over 400 IM
 - 400 IM 11-14 timed finals with fastest 11-12 and 13-14 top 8 in Finals
 - Saturday- 13-14 Girls 1650 and 11-14 Boys 500 Free
 - Sunday- 11-14 Girls 500 Free and 13-14 Boys 1650
 - 500 Freestyle 11-14 timed finals with fastest 11-12 and 13-14 heat in Finals
 - Mile timed finals with fastest heat 13-14 in Finals
- No Change to qualification standards
- Keep A and B finals heats for 11-12 and 13-14 age groups
- 11-12 200 Fly, 200 Back and 200 Breast swim timed finals with fastest heat in finals
- Individual High Point awards will use “Open Hytek Points” instead of “standard points”. This is the process we currently use for Distance high point.
- Removed the “coach credential” limits and registration process. All certified coaches will need to show their coach credentials each day, but all certified coaches are welcome on the State deck
- Changed the No Show penalties in final for 11-12 year olds. No change to 10-under or 13-14 penalties.
 - 11-12 year olds will be allowed to continue to compete in their prelim or timed final events, if they miss a finals swim, but will not be able to score points, receive awards or qualify for finals. They will also be able to participate in relays, but those relays will not be allowed to score points or receive awards.

Winter Senior State-

- Moved from 3.0 to 3.5 days
- Thursday night 200 Free Relay, 1000 Freestyle and 200 Medley Relay
- Split distance events (full order of events coming soon)
 - Friday- 400 IM
 - Saturday- Girls 1650 and Boys 500 Free
 - Sunday- Girls 500 Free and Boys 1650
 - Mile timed finals with fastest heat in Finals
- No Change to qualification standards

Summer 10-Under Championships

- Hosted the weekend that the summer D2 meet has been hosted in the past
 - Summer 2025 will be the weekend after Sectionals, but most years it will be the same weekend as Sectionals
- Hosted by SSC at their new indoor facility summer 2025, as they were previously awarded the summer 2025 D2 meet that we canceled.
- Use Winter Regional Qualification Standards (Goal is 160-180 participants)
- 2.5 days- Short Course (Yards or Meters depending on facility, but definitely Short Course)
 - Friday- 400 Freestyle, 200 Mixed Medley Relay
 - Saturday and Sunday Prelims/Finals (full order of events coming soon)

Summer 11-Over Championships

- Moved from 3.0 to 3.5 days
- Hosted by JENKS at the Jenks Aquatic Center in summer 2025- provided the still want the meet after the changes- If Jenks chooses not to Host this new event, we will reopen the bid process.
- Thursday night 13-14 and 15-Over 200 Free Relay, 13-Over 800 Freestyle and 13-14 and 15-Over 200 Mixed Medley Relay
- Split distance events (full order of events coming soon)
 - Friday- 11-over 400 IM (11-14 timed finals, fastest heat in finals and 15-over P/F)
 - Saturday- 13-Over Girls 1500 and 11-14 Boys 400 Free
 - Sunday- 11-14 Girls 400 Free and 13-Over Boys 1500

- 400 Freestyle (11-14 timed finals, fastest heat in finals and 15-over P/F)
 - Mile timed finals with fastest heat 13-Over in Finals
- NO Change to current time standards
- Finals Heats- Keep A and B heats for all 3 age groups
- Changed the No Show penalties in final for 11-12 year olds. No change to 10-under or 13-14 penalties.
 - 11-12 year olds will be allowed to continue to compete in their prelim or timed final events, if they miss a finals swim, but will not be able to score points, receive awards or qualify for finals. They will also be able to participate in relays, but those relays will not be allowed to score points or receive awards.

OKSI Financial Summary
As of August 31 , 2024

	Total
Bank Accounts	
Arvest - Aquatic	103,089.27
Arvest - Registration	26,018.47
Arvest - Savings	5,206.92
Arvest - Travel	0.00
Total Bank Accounts	134,314.66
Investment Account	
First Western Investement Account	328,866.28
Total Investment Accounts	328,866.28
Pending Online Payments	0.00
Credit Card	
Arvest Credit Card Balance	43.23
Total Credit Card Balance	43.23
Uncleared Transactions	
Arvest - Aquatic	310.00
Arvest Registration	0.00
Arvest - Travel	0.00
Total Uncleared Transactions	310.00
TOTAL CASH BALANCE (Bank Accounts - CC - Uncleared Transactions)	462,827.71
OKSI 2024 Transaction Summary	
Total Income to date	162,936.06
Total Expenses to date	165,433.31
Net Income	-2,497.25
Start up cash	465,324.96
Cash Balance	462,827.71

Oklahoma Swimming Inc.			
Budget vs. Actuals: 2024 Budget - FY24 P&L			
January - August 2024			
Previous Year Balance Roll Over	Start Up Cash	Budgeted	Remaining
Arvest - Aquatic	110,521.55	57,160.00	53,361.55
Arvest - Registration	26,018.47		26,018.47
Arvest - Savings	206.66		206.66
Arvest - Travel	0.00		0.00
First Western Investment	328,866.28		328,866.28
CC Credit	-288.00		-288.00
Total Previous Year Balance Roll Over	465,324.96	\$57,160.00	408,164.96
		Total	
	Actual	Budget	Remaining
Revenue			
500 Miscellaneous Income		10,000.00	10,000.00
510 Interest Income			0.00
513 Interest - Investment Income		1,000.00	1,000.00
514 Inter - Arvest Bank Savings	0.26	150.00	149.74
Total 510 Interest Income	\$ 0.26	\$ 1,150.00	\$ 1,149.74
520 OKS Registration Income	17,860.80	32,000.00	14,139.20
530 Meet Sanction Income	2,350.00	3,000.00	650.00
540 Meet Entry Income	55,390.00	95,000.00	39,610.00
555 CS REG VIII Travel Fund		1,000.00	1,000.00
560 Zone Income			0.00
560.1 Central Zones Income	2,500.00	3,500.00	1,000.00
560.2 Open Water Zones Income	200.00	500.00	300.00
560.3 Multi Cultural Zones Income	4,240.00	2,500.00	-1,740.00
Total 560 Zone Income	\$ 6,940.00	\$ 6,500.00	-\$ 440.00
590 Expedited and Fee Income	1,000.00	500.00	-500.00
598 State Income			0.00
598.2 OKS 14-Under State Income	31,200.00	35,000.00	3,800.00
598.3 OKS LCM State Income	48,195.00		-48,195.00
Total 598 State Income	\$ 79,395.00	\$ 35,000.00	-\$ 44,395.00
Sales	0.00		0.00
Total Revenue	\$ 162,936.06	\$ 184,150.00	\$ 21,213.94
Gross Profit	\$ 162,936.06	\$ 184,150.00	\$ 21,213.94
Expenditures			
600 Dues & Fees			0.00
602 Bank Service Fee		250.00	250.00
604 Central Zone		510.00	510.00
605 Miscellaneous Dues & Fees		500.00	500.00
Total 600 Dues & Fees	\$ 0.00	\$ 1,260.00	\$ 1,260.00
610 Computer Software	160.88	1,000.00	839.12
620 Office Supplies		200.00	200.00
625 Equipment Expense		1,000.00	1,000.00
630 Postage, Mail and Phone Exp	33.40	150.00	116.60

640 Professional Services	5,455.00	5,500.00	45.00
650 LSC Services			0.00
652 PO Box		100.00	100.00
654 Registration Services	2,250.00	4,500.00	2,250.00
655 Treasurer Services	2,250.00	4,500.00	2,250.00
656 Miscellaneous LSC Services	22,219.04	21,550.00	-669.04
Total 650 LSC Services	\$ 26,719.04	\$ 30,650.00	\$ 3,930.96
670 HOD/BOD Meetings	1,244.71	6,000.00	4,755.29
680 Convention Seminar Expense	2,111.49	10,000.00	7,888.51
710 Age Group Meets			0.00
714 Central Zones	0.00		0.00
714.1 Central Zones Meet	13,124.91	16,000.00	2,875.09
714.2 Central Zones Open Water Meet	3,094.27	5,000.00	1,905.73
714.3 Multi Cultural Zones Meet	10,289.70	13,000.00	2,710.30
Total 714 Central Zones	\$ 26,508.88	\$ 34,000.00	\$ 7,491.12
719 State Meet Expenses	7,902.86	6,000.00	-1,902.86
719.1 OKS Senior State Expenses		300.00	300.00
719.2 OKS 14-Under State Expenses	31,200.01	35,000.00	3,799.99
719.3 OKS LCM State Expenses	16,150.73	400.00	-15,750.73
Total 719 State Meet Expenses	\$ 55,253.60	\$ 41,700.00	-\$ 13,553.60
Total 710 Age Group Meets	\$ 81,762.48	\$ 75,700.00	-\$ 6,062.48
720 Swimmers Expenses			0.00
721 Summer Sectional	4,750.00	8,000.00	3,250.00
722 Jr Nationals		4,000.00	4,000.00
723 Olympic Trials	350.00	3,600.00	3,250.00
724 Spring Sectional	8,350.00	6,000.00	-2,350.00
725 Nationals		2,000.00	2,000.00
726 US Open		0.00	0.00
727 Winter Juniors	470.00	4,500.00	4,030.00
728 TYR	150.00	4,500.00	4,350.00
729 Futures	6,570.00	9,000.00	2,430.00
732 Zones			0.00
732.1 Central Zones	5,010.00	12,000.00	6,990.00
732.2 Open Water Zones	930.00	2,000.00	1,070.00
Total 732 Zones	\$ 5,940.00	\$ 14,000.00	\$ 8,060.00
Total 720 Swimmers Expenses	\$ 26,580.00	\$ 55,600.00	\$ 29,020.00
736 LSC Apparel		500.00	500.00
740 Coaches Expenses			0.00
741 Coaches Education		7,000.00	7,000.00
742 Coaches Travel	5,500.00	12,000.00	6,500.00
Total 740 Coaches Expenses	\$ 5,500.00	\$ 19,000.00	\$ 13,500.00
750 DEI Clinics	1,482.92	6,000.00	4,517.08
755 Workshops			0.00
756 LSC Practice Day		6,000.00	6,000.00

759 LSC Travel Workshops	6,297.96	6,000.00	-297.96
Total 755 Workshops	\$ 6,297.96	\$ 12,000.00	\$ 5,702.04
770 Officials Expense	7,455.86	10,000.00	2,544.14
780 Safe Sport Expense		1,500.00	1,500.00
790 Sanction fee/fine reimburse	25.00		-25.00
800 Miscellaneous Expense		500.00	500.00
810 Foundation -Champions Club		2,500.00	2,500.00
840 Volunterism Recognition		1,000.00	1,000.00
845 Merchant Service Fees		500.00	500.00
846 Melio Bill Pay Fee	88.50	250.00	161.50
847 QuickBooks Payments Fees	516.07	500.00	-16.07
Total Expenditures	\$ 165,433.31	\$ 241,310.00	\$ 75,876.69
Net Operating Revenue	-\$ 2,497.25	-\$ 57,160.00	-\$ 54,662.75
Net Revenue	-\$ 2,497.25	-\$ 57,160.00	-\$ 54,662.75
TOTAL BALANCE	462,827.71	\$ 0.00	
Tuesday, Sep 03, 2024 01:13:26 PM GMT-7 - Cash Basis			

Oklahoma Swimming Inc.	
Statement of Financial Position	
As of August 31, 2024	
	Total
ASSETS	
Current Assets	
Bank Accounts	
Arvest Bank - Aquatic	102,779.27
Arvest Bank - Registration	26,018.47
Arvest Bank - Savings	5,206.92
Arvest Bank - Travel	0.00
Savings (Reserve Account)	0.00
Transfer to Aquatic Fund	0.00
Total Bank Accounts	\$ 134,004.66
Other Current Assets	
First Western Investment Account	328,866.28
Undeposited Funds	0.00
Total Other Current Assets	\$ 328,866.28
Total Current Assets	\$ 462,870.94
TOTAL ASSETS	\$ 462,870.94
LIABILITIES AND EQUITY	
Liabilities	
Current Liabilities	
Credit Cards	
Arvest Credit Card	43.23
Total Credit Cards	\$ 43.23
Total Current Liabilities	\$ 43.23
Total Liabilities	\$ 43.23
Equity	
Opening Balance Equity	193,110.32
Unrealized Gains or Losses	25,210.79
Unrestricted Net Assets	247,003.85
Net Revenue	-2,497.25
Total Equity	\$ 462,827.71
TOTAL LIABILITIES AND EQUITY	\$ 462,870.94
Tuesday, Sep 03, 2024 01:16:07 PM GMT-7 - Cash Basis	

OKS Metrics

Membership


Retention Rates

Renewal Rates

Improvement Rates

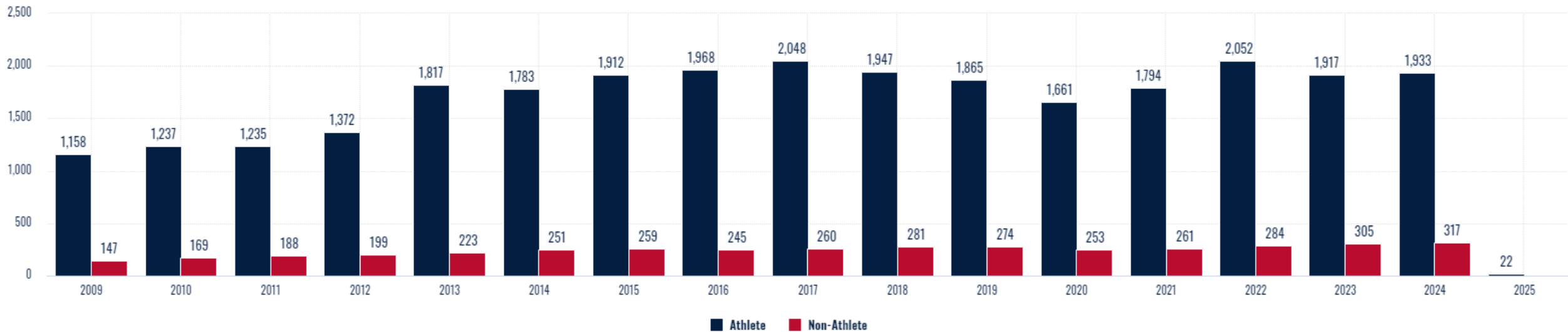


Membership



OKS Membership 2009-2024

Membership Over Time



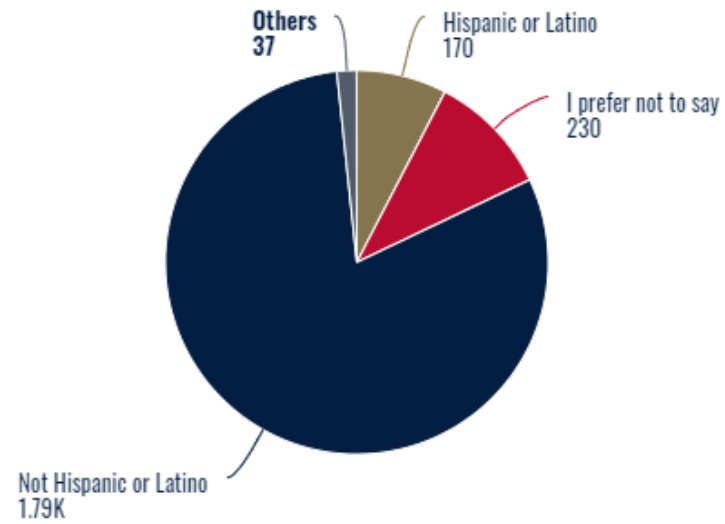
OKS Membership 2024

Member Type by Age Group

Category	Detail	Members					
		10 & Under	11-12	13-14	15-18	19 & Over	Grand Total
Athlete	Flex Athlete	59	21	8			88
	Outreach Athlete	9	10	6	18	2	45
	Premium Athlete	436	388	372	491	100	1,787
	Seasonal Athlete	14	5	7	2		28
Athlete Total		518	424	393	511	102	1,948
Non-Athlete	Administrators					26	26
	Coach				3	138	141
	Junior Coach				5		5
	Official					124	124
	Other					48	48
	Provisional Coach					4	4
Non-Athlete Total					8	340	348
Grand Total		518	424	393	519	442	2,296

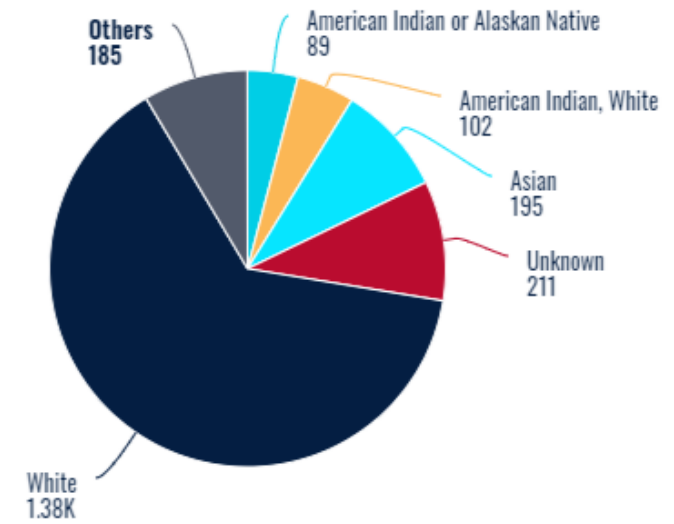
Ethnicity

Lsc Ethnicity



Power

Lsc Race



Power

Retention/ Renewal Rates



Retention Rate:

Total number of members (by Member Category),
previously being a member

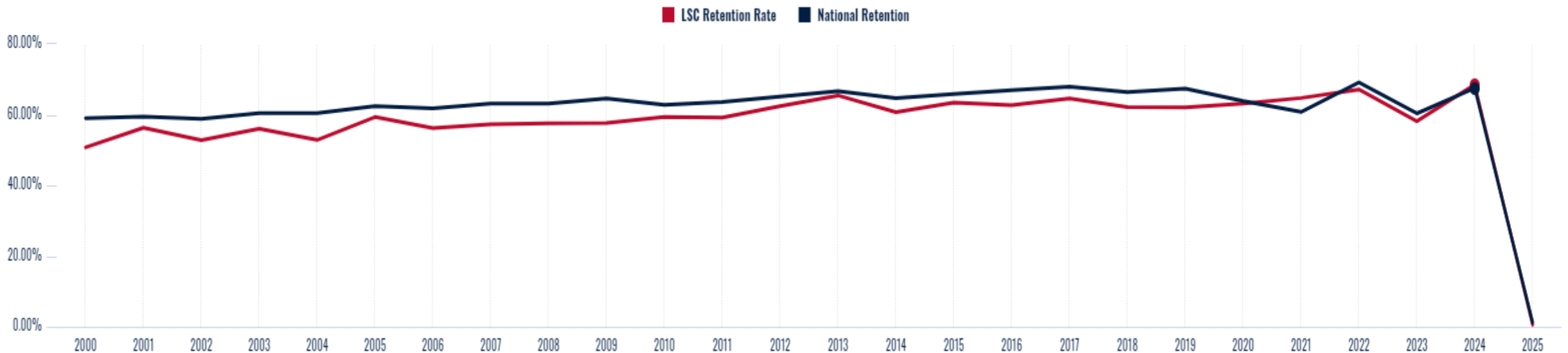
Renewal Rate:

Total number of members (athlete or non-athlete),
previously being a member at any point in time



Retention Rates 2000 -2024

Ex: An athlete that is registered in your club in 2023, and retained their membership in 2024 with your club, is counted as a retained athlete, yet if they registered the next year as a coach, they would not be counted as a retained athlete or coach. If an athlete was registered with a previous club prior, they will not be counted as a retained athlete.


LSC Retention Rate vs National Average by Season



By Age Group/Comp Category



Retention Rate by Age Group/Competition Category			
Age Group	Competition Category	LSC Retention Rate	National Retention
10 & Under	Female	48.21%	49.63%
	Male	48.14%	49.21%
11-12	Female	80.50%	74.26%
	Male	64.68%	71.20%
13-14	Female	78.15%	80.05%
	Male	80.68%	79.67%
15-18	Female	83.33%	86.00%
	Male	81.59%	85.91%
19 & Over	Female	93.55%	78.28%
	Male	89.66%	82.23%

Powered by  sisense


Renewal Rate

Ex: An athlete that is registered in any club in 2023, and renewed their membership in 2024 with your club, is counted as a renewed athlete, and will be counted regardless of if they registered the next year as a coach

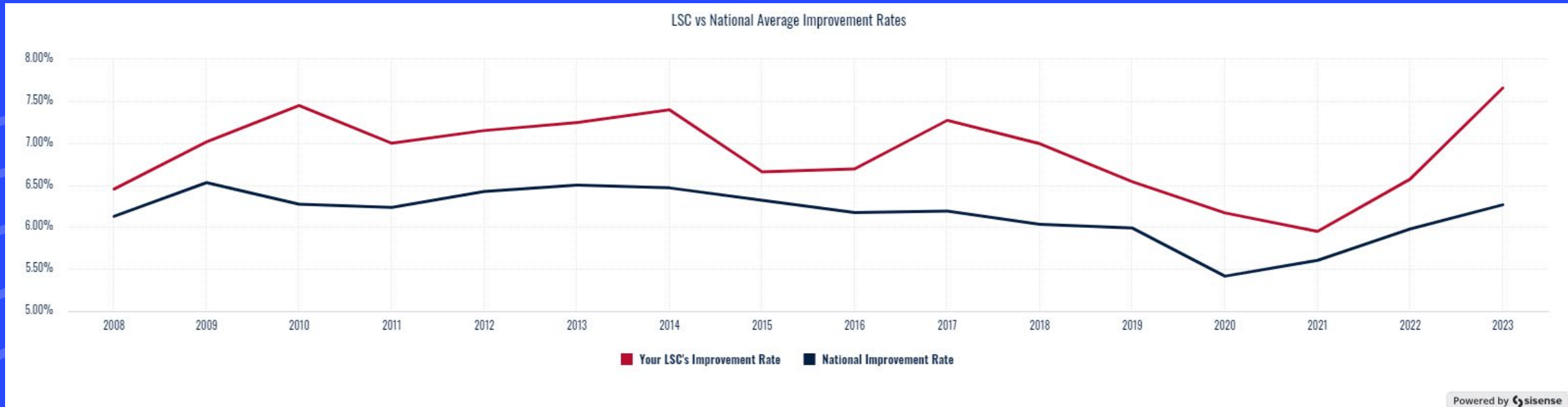
Renewal Rate by Age Group/Competition Category

Age Group	Competition Category	LSC Renewal Rate	National Renewal
10 & Under	Female	49.76%	50.92%
	Male	49.32%	50.92%
11-12	Female	81.43%	75.57%
	Male	69.35%	75.57%
13-14	Female	94.12%	84.62%
	Male	81.87%	84.62%
15-18	Female	91.79%	92.38%
	Male	86.51%	92.38%
19 & Over	Female	90.55%	84.52%
	Male	96.89%	84.52%

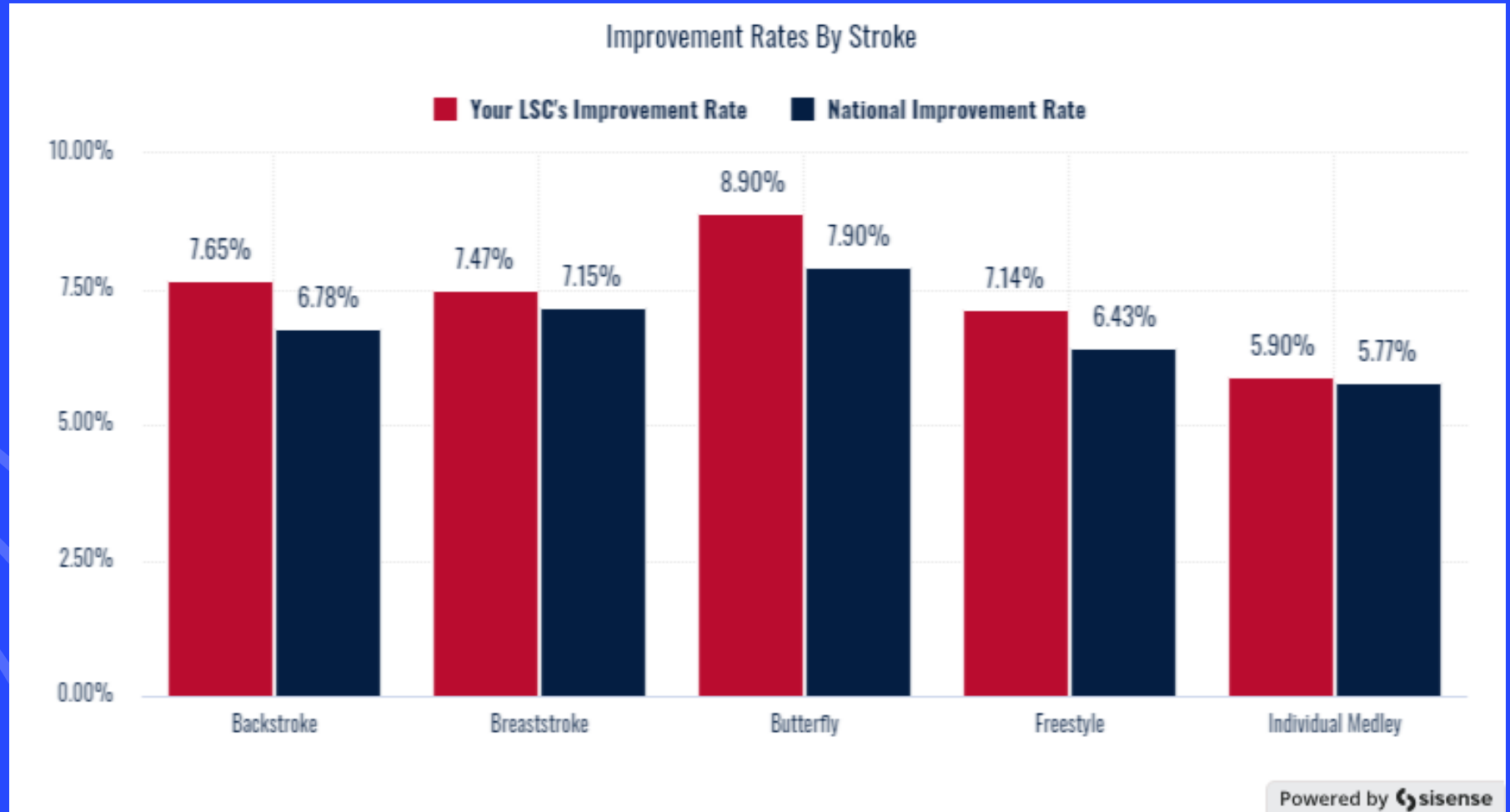
Improvement Rates



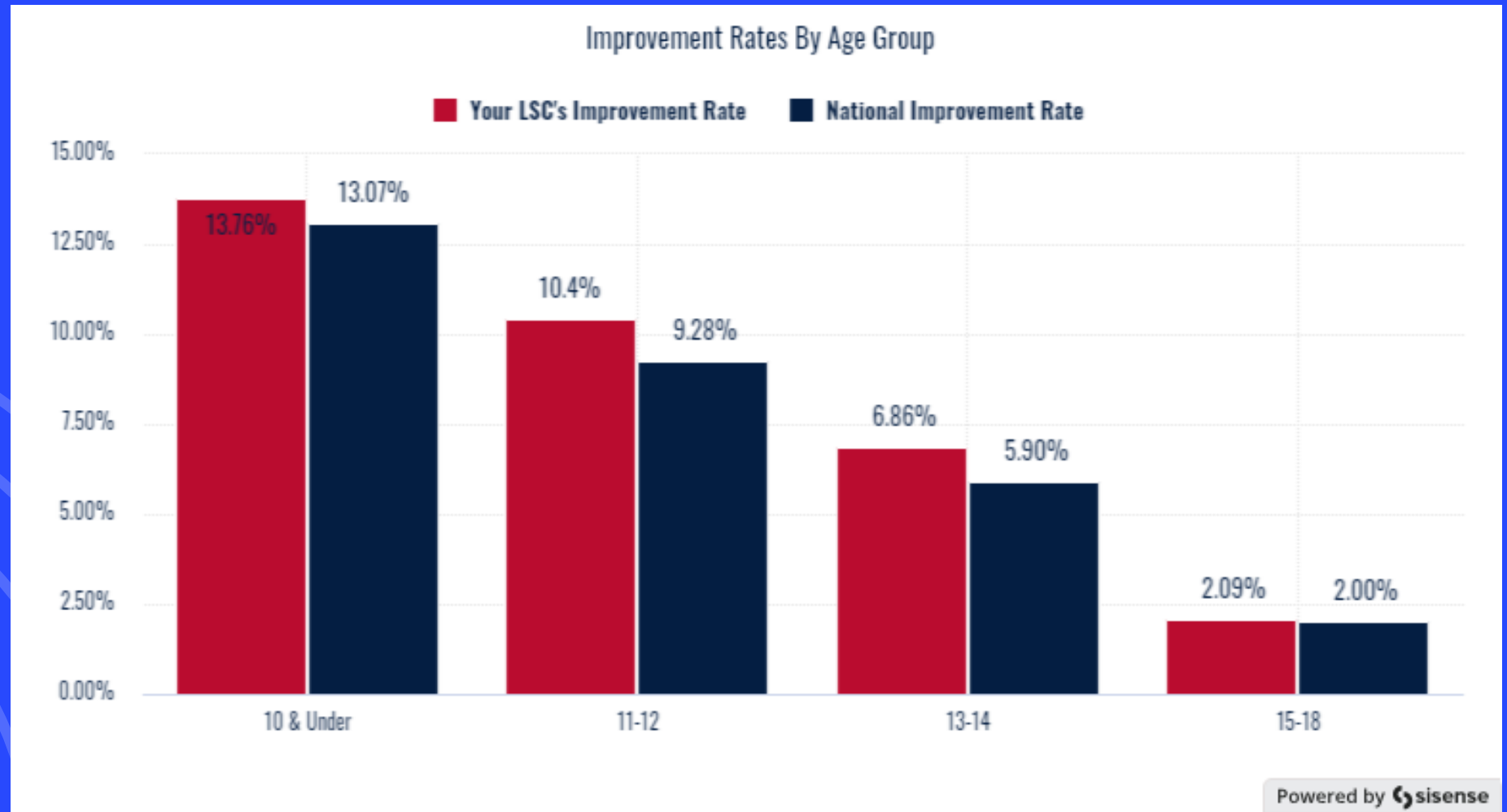
Improvement Rates 2008-2024



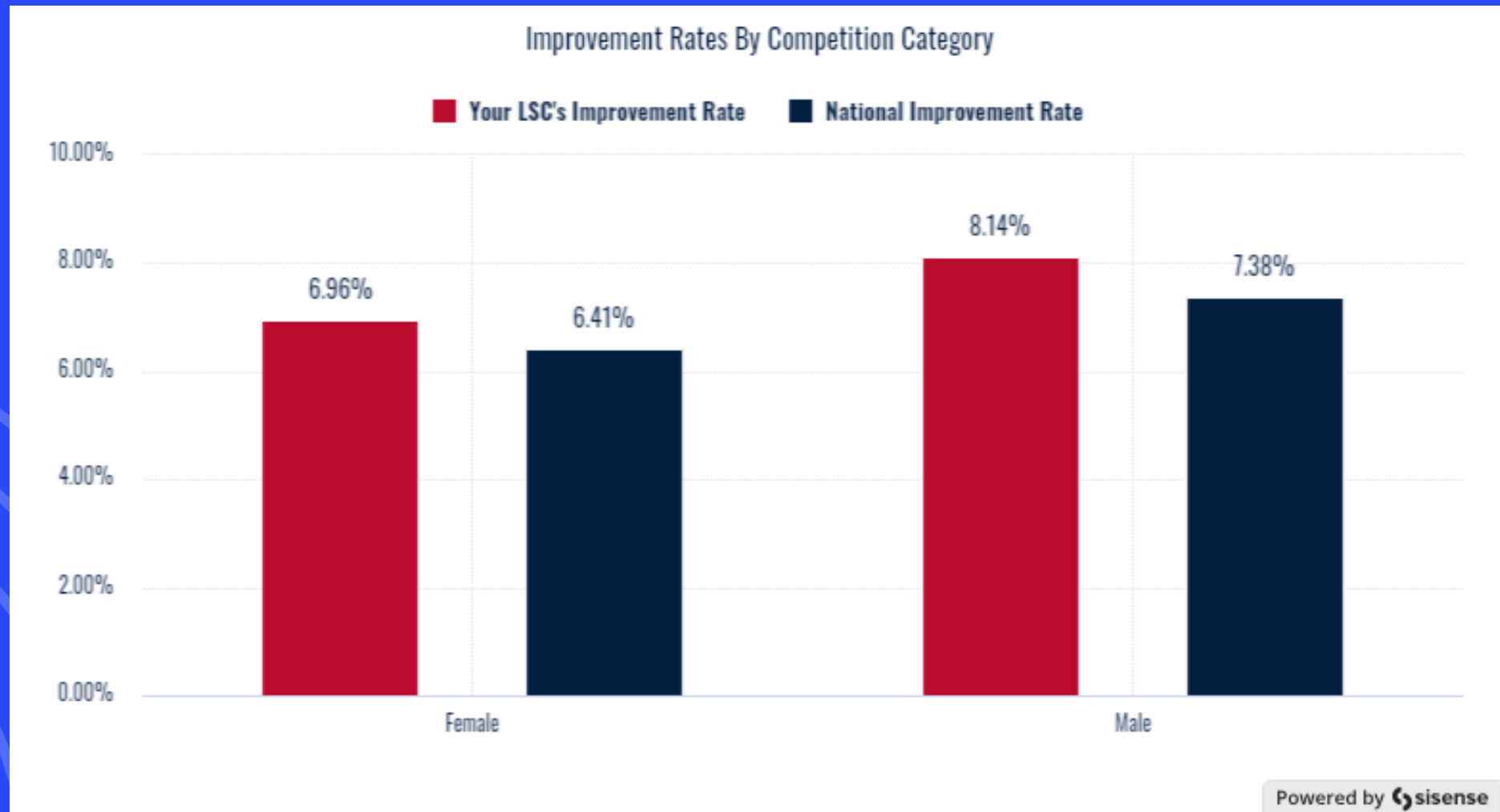
By Stroke



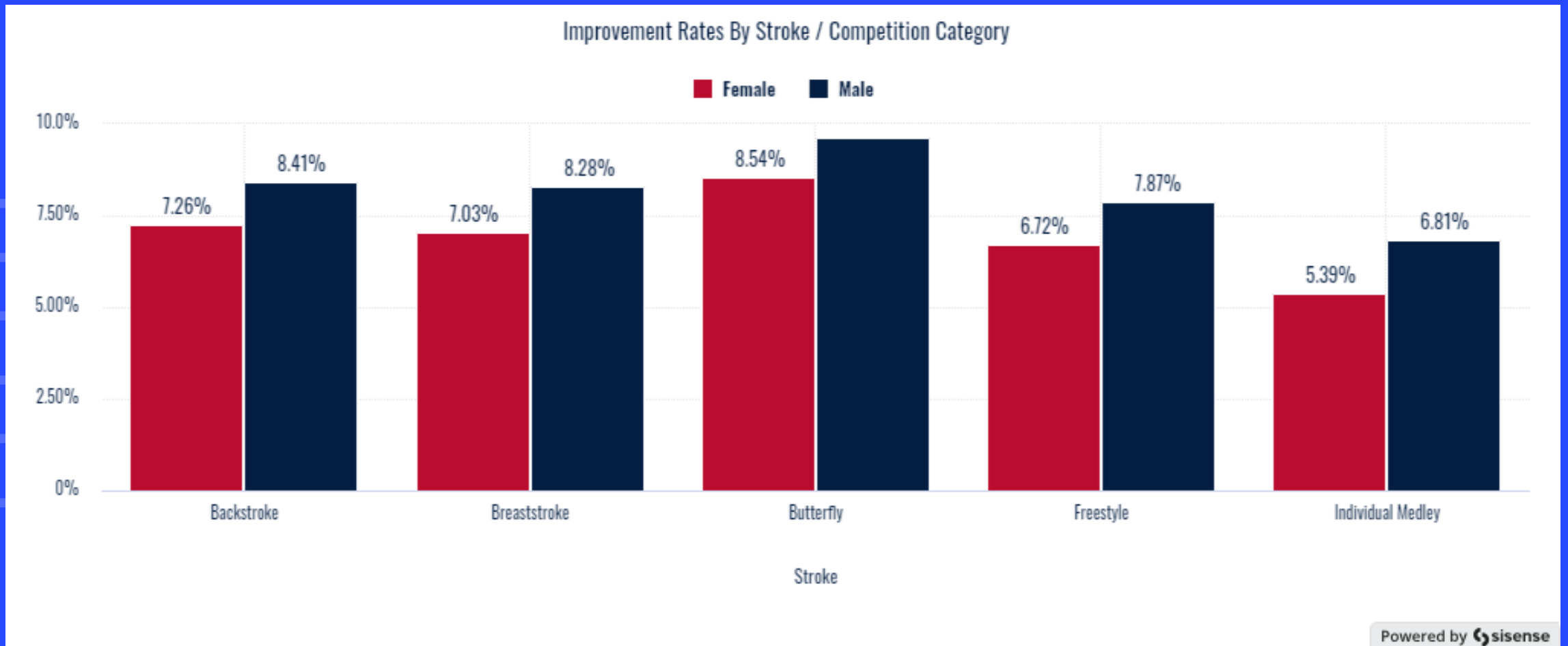
By Age Group



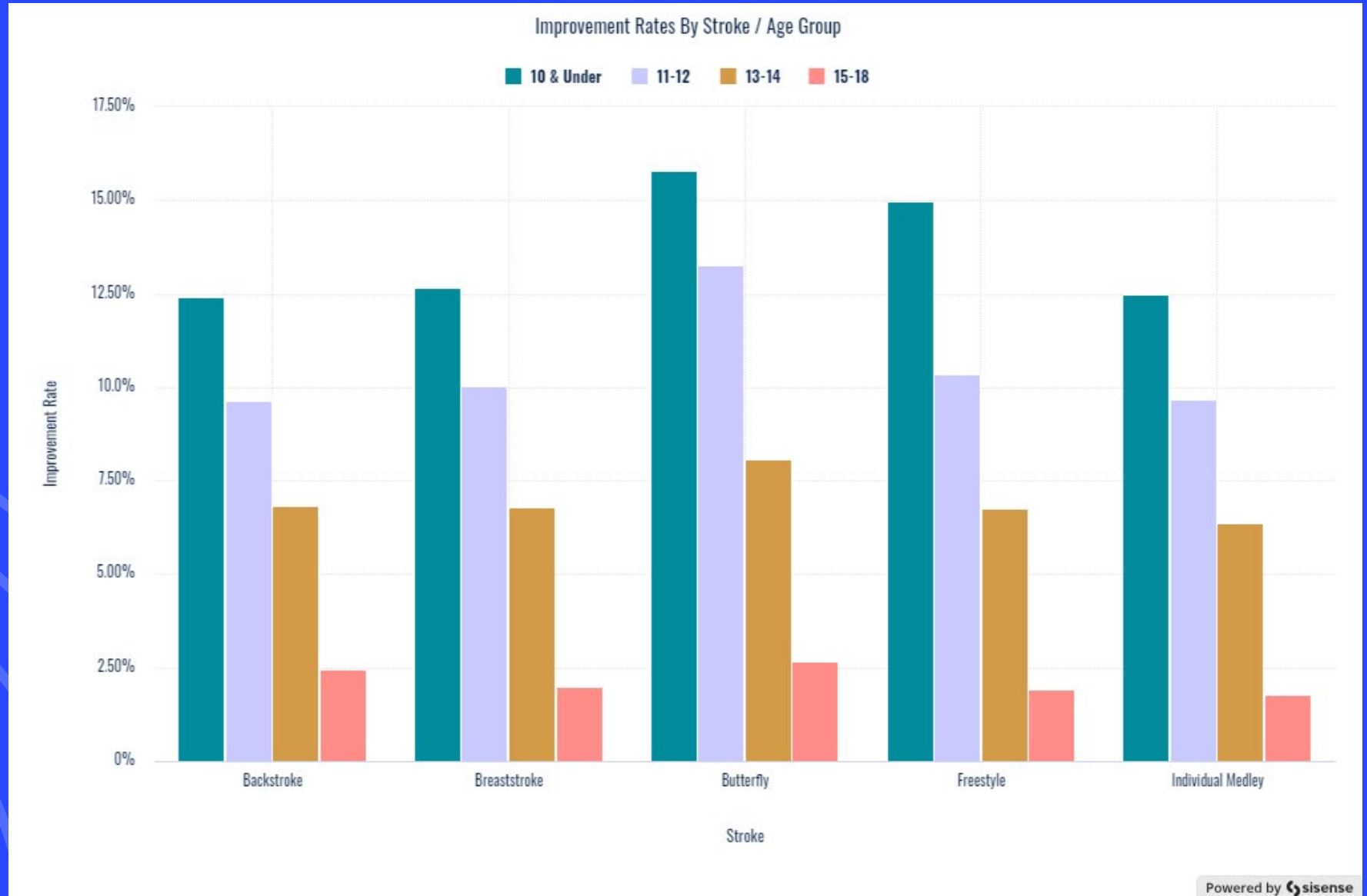
By Competition Category



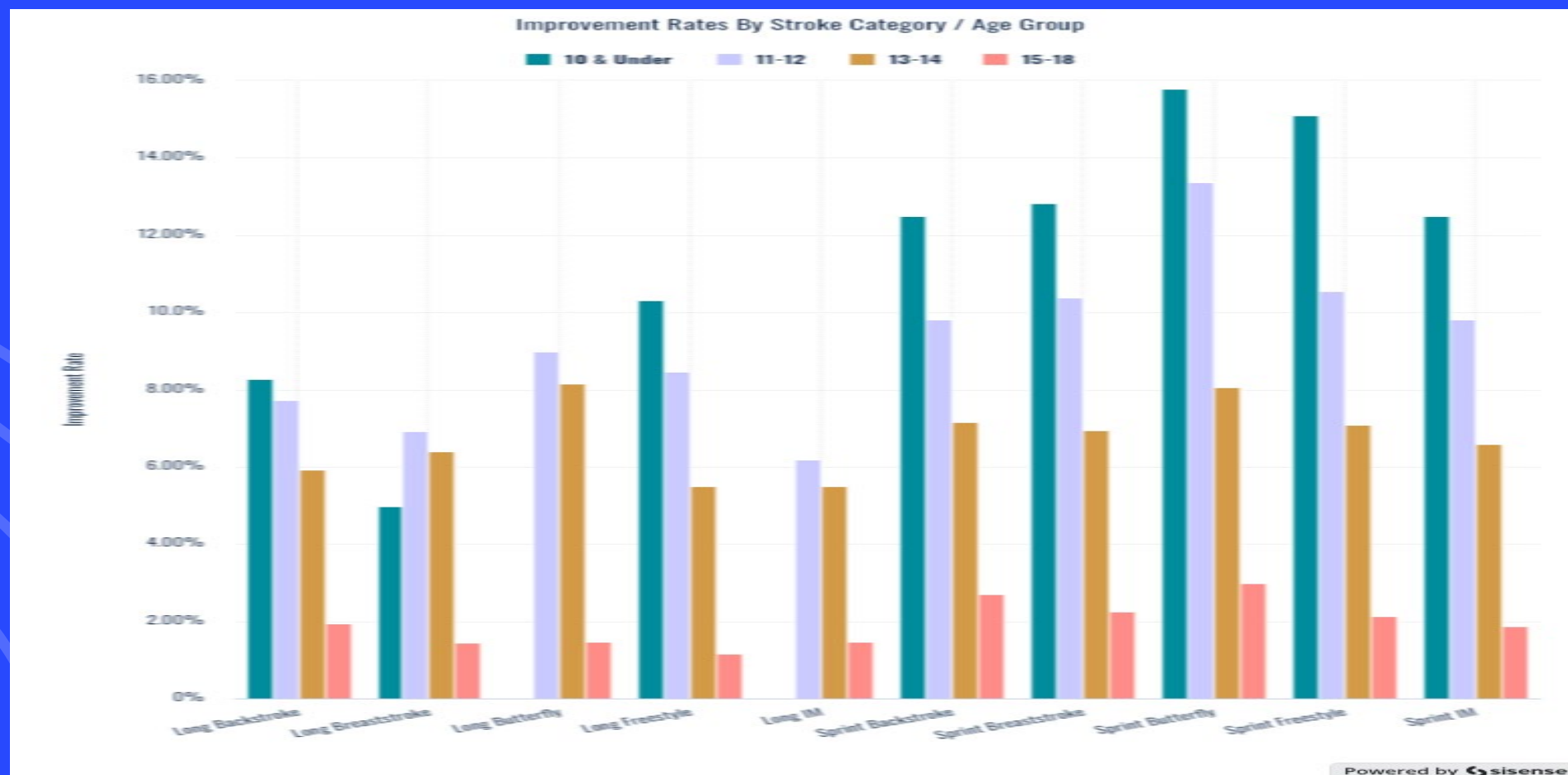
By Stroke and Competition Category



By Stroke vs Age Group



By Stroke Category/ Age Group



Thoughts and Comments

